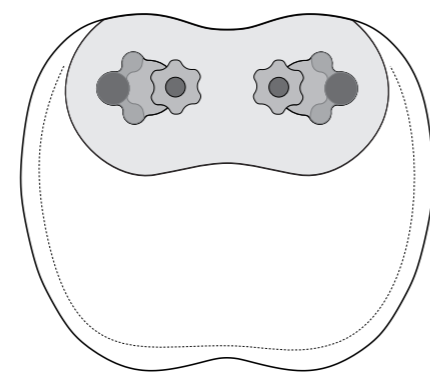


Aukey International Limited  
 Web: www.naipocare.com  
 E-mail: wholesale@naipocare.com  
 Add: 601 6/F, Tung Hip Commercial Building, 248  
 Des Voeux Road Central, Sheung Wan, Hong Kong

**CE RoHS**  
 Made in China

**NAIPO**  
 User Manual



Shiatsu Massage Pillow  
 Model: NP-PM01

**Important**  
 Please keep this manual properly for future reference. Before using this appliance, please read all the instructions carefully.

**After sales service and support**

- Product Warranty Regulations

- Within 7 days after you received it, this product has performance faults listed in the "Product Performance Fault Table" The situation is determined by NAIPO after-sales service center and can be returned or exchanged for free.
- Within 8-15 days after you received the product, if any of the issues listed in the "Product Performance Fault Table" occur, it will be detected and confirmed by NAIPO after-sales service center, and you have free replacement or maintenance Repair services.
- Within 12 months after you received it, this product shall have the performance listed in the "Product Performance Fault Table" The condition of the malfunction has been detected and determined by NAIPO after-sales service center, and free maintenance services are available.

•Product Performance Fault Table

name	Performance Fault Table
Shiatsu Massage Pillow	1. The product cannot be turned on
	2. The massage function cannot be activated after the product is turned on
	3. The hot compress function cannot be activated after the product is turned on
	4. Other hardware failures causing functionality to become unusable

01

**Non warranty regulations**

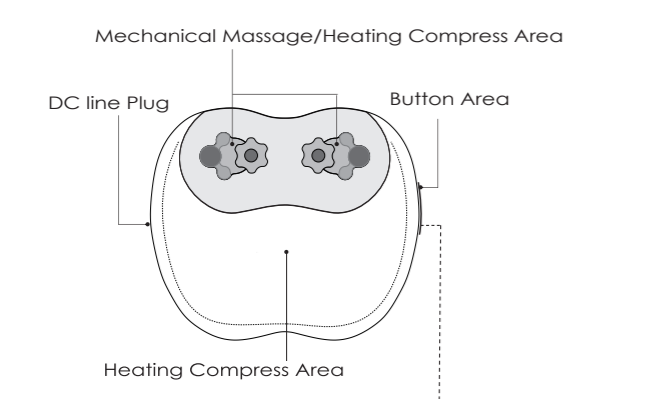
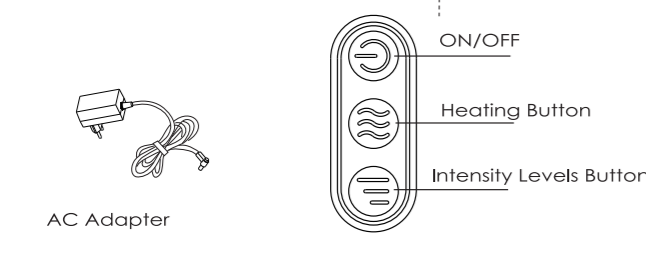
- Unauthorized maintenance, misuse, collision, negligence, abuse, liquid ingress, accidents, modifications, using accessories other than this product, or tearing or altering labels or anti-counterfeiting markings.
- The warranty period has expired.
- Damage caused by force majeure.
- Failure to meet the performance faults listed in the "Product Performance Fault Table".
- Due to human factors, this product and its accessories may encounter issues listed in the "Product Performance Failure Table" can malfunction.

**Product maintenance**

- The massage pillow should be placed in a dry and cool place, and should not be exposed to sunlight or exposed at high temperatures, and should not be washed with water. Do not disassemble the pillow by yourself sub components, do not vigorously twist, pull, or tear, do not place heavy pressure for a long time, and pay attention to prevention mildew and moisture resistance.
- People who are used to traditional pillows may have a adaptive phase about one week.

02

**Product Introduction**  
 This product is based on ergonomics and imitates human cervical massage techniques, combined with warm bulb heating, physically massaging the neck muscles and bones, integrating traditional home textiles with modern massage instruments, it can provide neck massage and relax body.

03

**Product parameters**

Product name	Shiatsu Massage Pillow
Model	NP-PM01
Size	33cmx38cmx9cm
Net weight	1350g
Rated power	24W
Rated power supply	12V = 2A

Note: Only the product's built-in power adapter can be used for power supply  
 Accessories list: massage pillow ×1, power adapter ×1, instruction manual × 1

**How to use**

- Please confirm that all components of the product are normal.
- Insert the power cord plug into the product power cord socket.
- Insert the power adapter plug into the matching socket.
- After using, if the product is already turn off, remove the head plug from the socket; If the product is in working condition, press and hold the button to turn it off and unplug the power adapter plug from the socket.

**Operating instructions**  
 Turn on/off  
 • (Long press 1.5 seconds) Turn on/off (default massage for one minute, forward rotation for one minute, reverse rotation for one minute).
- By default, the massage head heating light and the second heating zone are turned on .
- Heating function  
 • Short press to turn off and on the massage head and the second heating zone.

04

Force switching  
 • Short press the button and cycle through the sequence of Level 1/Level 2/Level 3, switch to second gear by default when starting up. Automatic shutdown  
 • After turning on, it will automatically shut down after 15 minutes by default.

**Attention**

- Please do not use if you have implanted medical pacemakers in the body.
- People with malignant tumors/heart attack should not use it.
- People with high free nerve ending disorder caused by diabetes should not use it.
- Do not use if you have experienced low-temperature fever; People who cannot express their will or cannot operate the device themselves should not use it.
- Heated surfaces are prone to temperature rise, and should not be used by people who are sensitive to heat.
- Do not expose the product to high temperatures (≥ 104 °F) or low temperatures (≤ 23 °F) or damp places To avoid damage to electronic components.
- Avoid falling or strongly colliding with the product, as this may cause damage to electronic components or prevent them from being able to use.
- Please avoid direct light or heating appliances.
- Do not disassemble, repair or modify on your own.
- Do not come into contact with chemicals such as benzene and diluents.
- The product pillow core has no waterproof function and should not be subjected to water droplets or splashes.
- Do not allow foreign objects to enter the product.

05

- For a better experience, mechanical massage defaults to working for 15 minutes and automatically stops, while hot compress defaults to working Automatically stop after 15 minutes of operation, and the product will automatically shut down after the function ends.
- This appliance can be used by children aged from 8 years and above and persons with reduced physical, sensory or mental capabilities or lack of experience and knowledge if they have been given supervision or instruction concerning use of the appliance in a safe way and understand the hazards involved. Children shall not play with the appliance. Cleaning and user maintenance shall not be made by children without supervision.

**Product Toxic and Hazardous Substance Declaration**

Component Name	hazardous substance					
	(Pb)	(Hg)	(Cd)	(CrVI)	(PBBS)	(PBDEs)
pillow body	○	○	○	○	○	○
AC adapter	X	○	○	○	○	○
controller	X	○	○	○	○	○

This form is prepared in accordance with the provisions of SJT1364-2014  
 O: Indicates that the content of the harmful substance in all uniform materials of the component is within the provisions of GB/T26572-2011 The limit requirements are as follows.  
 X: Indicates that the content of the hazardous substance in at least one uniform material of the component exceeds GB/T The limit requirements specified in 26572-2011.  
 Note: Some components marked with "X" contain harmful substances that exceed the standard due to current industry standards. It is temporarily impossible to achieve substitution or reduction

06